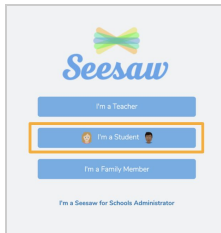


Sign In with a Class Code - 1:1 Devices



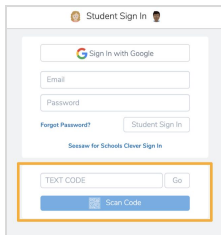
Step 1:

- ✓ Click on the Seesaw Class app on your tablet or go to app.seesaw.me on your computer



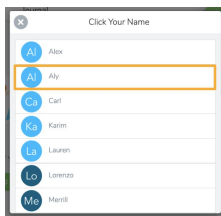
Step 2:

- ✓ Click 'I'm a Student'



Step 3:

- ✓ Click 'Scan Code'
- ✓ Scan your class QR Code



Step 4:

- ✓ Select your name
- ✓ Confirm it's you!

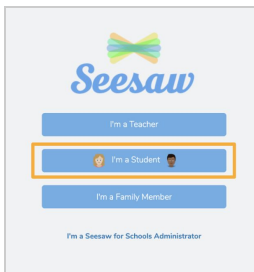
You're in!

Sign In with a Class Code – Shared Devices



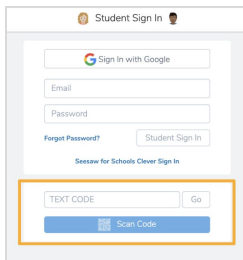
Step 1:

- ✓ Click on the Seesaw Class app on your tablet or go to app.seesaw.me on your computer



Step 2:

- ✓ Click 'I'm a Student'



Step 3:

- ✓ Click 'Scan Code'
- ✓ Scan your class QR Code

You're in!

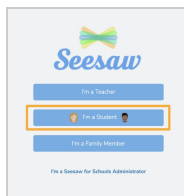
When you post to the journal, you'll select your name before you post.

Sign In with a Google Account



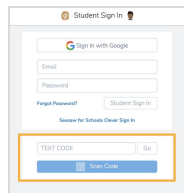
Step 1:

- ✓ Click on the Seesaw Class app on your tablet or go to app.seesaw.me on your computer



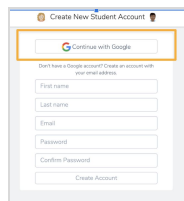
Step 2:

- ✓ Click 'I'm a Student'



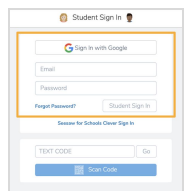
Step 3:

- ✓ Click 'Scan Code' and scan your class QR Code or enter the text code



Step 4:

- ✓ Select Continue with Google
- ✓ Sign in with Google



Step 5:

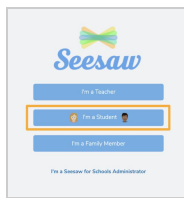
- ✓ You're in! 👍
- ✓ From now on, to log in click Continue with Google

Sign In with an Email Address



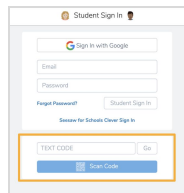
Step 1:

- ✓ Click on the Seesaw Class app on your tablet or go to app.seesaw.me on your computer



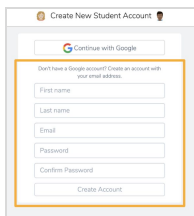
Step 2:

- ✓ Click 'I'm a Student'



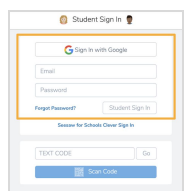
Step 3:

- ✓ Click 'Scan Code' and scan your class QR Code or enter the text code from your teacher



Step 4:

- ✓ Enter your email address and password
- ✓ Click Create Account



Step 5:

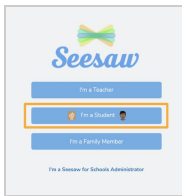
- ✓ You're in! 👍 From now on to log in, enter your email and password

Sign In with Clever



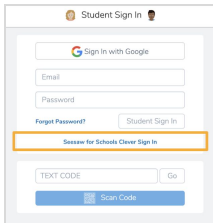
Step 1:

- ✓ Click on the Seesaw Class app on your tablet or go to app.seesaw.me on your computer



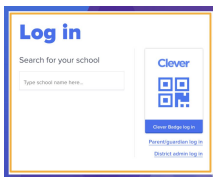
Step 2:

- ✓ Click 'I'm a Student'



Step 3:

- ✓ Click 'Seesaw for Schools Clever Sign In'



Step 4:

- ✓ Click 'Clever Badge Log In'
- ✓ Scan your Clever badge



Step 5:


- ✓ Click the Seesaw logo to go back to Seesaw
- ✓ You're in! 👍

Sign In with ClassLink



Step 1:

- ✓ Log in to ClassLink as instructed by your teacher or school



Step 2:

- ✓ Click on the Seesaw app
 - ✓ You'll be taken right to Seesaw!
- (NOTE: This will not work on Android devices. Contact your teacher!)

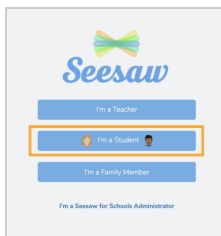
You're in!

Sign In with Home Learning Codes



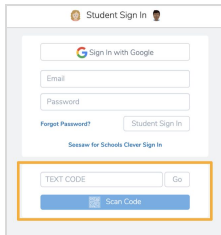
Step 1:

- ✓ Download the Seesaw **CLASS** app or visit app.seesaw.me on a computer



Step 2:

- ✓ Click 'I'm a Student'



Step 3:

- ✓ Enter your text code
- ✓ Or click 'Scan Code' and scan your QR Code

You're in!

Remember, students use the **CLASS** app from home to post to the journal and respond to activities